













# Musical Intervals Learning Guide

Compiled by Ronelle & John Knowles ©2006

## NOTES:

- Roman numerals refer to number of the scale note eg: I – II – III – IV – V – VI – VII – VIII. Capital Romans for Major notes, non-caps for minor or flattened notes. Eg iii – I would be Eb to C.
- In the Descending you'll notice notation eg B<sup>1</sup> and C, This reads as B above middle C and C, in this case means middle C.
- Songs: West Side Story (WSS); The Sound of Music (TSOM); The Phantom of the Opera (TPOTO); The Wizard of Oz (TWOO).
- To practice: Choose a song from the examples that you are familiar with (*hopefully* there will be one in each interval that you know). First sing the whole phrase of the song a few times to get it into your head (as many times as you need). Then just sing the two words with the interval. Then just sing using La La or Mmm Mmm.













## Ascending – Going Up

INTERVAL NOTES	INTERVAL NAME	REMINDER SONGS
	Minor 2 <sup>nd</sup> (m2): (C to Db) (I – ii)	<ul style="list-style-type: none"> <li>• <i>Stormy Weather</i>: – <b>Don't know</b> why, there's no sun up in the sky</li> <li>• <i>As Time Goes By</i>: – <b>You must</b> remember this, a kiss is just a kiss...</li> <li>• <i>'Jaws' Theme</i>: – <b>Duuuuuh-Dunt</b></li> <li>• <i>'The Pink Panther' Theme</i> – <b>Duh-Dunt-duh-dunnn</b></li> <li>• <i>'Twilight Zone' Theme</i> – <b>When I</b> hear this melody this strange illusion takes over me...</li> </ul>
	Major 2 <sup>nd</sup> (M2): (C to D) (I – II)	<ul style="list-style-type: none"> <li>• <i>Nursery Rhymes</i>: <b>Fre-re</b> Jacques; Incy <b>win-cy</b> spi-der</li> <li>• <b>Hap-py Birth</b>-day</li> <li>• <i>The Beatles</i>: I'd <b>like to</b> be, under the sea (Octopus' Garden)</li> <li>• <b>Peo-ple</b>, peo-ple who need</li> </ul>
	Minor 3 <sup>rd</sup> (m3): (C to Eb) (I – iii)	<ul style="list-style-type: none"> <li>• <i>Greensleeves</i> – <b>A-las</b> my love you do me wrong.</li> <li>• <b>Geor-gia</b>, Geor-gia a song of you</li> <li>• <b>Oh Ca</b>-nada</li> </ul>
	Major 3 <sup>rd</sup> (M3): (C to E) (I – III)	<ul style="list-style-type: none"> <li>• <b>Ob-La-Di Ob-La</b>-Da</li> <li>• <b>Have your</b>-self a merry little christmas</li> <li>• <b>Mi</b>-chael Row the boat ashore, allelujah</li> <li>• <b>Kum</b>-ba-ya my Lord</li> </ul>
	Perfect 4 <sup>th</sup> (P4): (C to F) (I – IV)	<ul style="list-style-type: none"> <li>• <i>Auld Lang Syne</i> - <b>Should old</b> acquaintance be forgot..</li> <li>• <b>Here Comes</b> the Bride</li> <li>• <b>Au</b>-stralian's all let us rejoice!</li> <li>• <b>A</b>-ma-zing Grace</li> <li>• <b>Oh Come</b> all ye faithful.</li> </ul>
	Augmented 4th (+4)/ Diminished 5th (b5) (Tritone): (C to F#) or (C to Gb) (I – #IV) or (I – v)	<ul style="list-style-type: none"> <li>• <i>'The Simpson's' Theme</i> – <b>The Simp</b>-sons</li> <li>• <i>'WSS'</i>: <b>Ma</b>-ri-a, <b>I first</b> met a girl called Ma-ri-a</li> <li>• Try singing C – G – F# a few times. Then just sing C – F#. It tends to be a more nasal sound.</li> </ul>
	Perfect 5 <sup>th</sup> (P4): (C to G) (I – V)	<ul style="list-style-type: none"> <li>• <b>Twinkle Twinkle</b> Little Star</li> <li>• <i>2001: A Space Odyssey</i> - <b>Dong Dong</b> Dong</li> <li>• Star Wars Theme – <b>Barm Barm</b></li> <li>• <i>The Last Post Reveille</i>: – <b>bah baaaaaah</b></li> </ul>
	Minor 6 <sup>th</sup> (m6): (C to Ab) (I – vi)	<ul style="list-style-type: none"> <li>• <i>'Love Story' Theme</i> – Where do <b>I be</b>-gin to <b>tell the</b> story</li> <li>• <i>Jason &amp; His Technicolour Dreamcoat</i>: <b>Close ev</b>-ry door to me</li> <li>• <i>Smoke Gets In Your Eyes</i>: They asked me how <b>I knew</b>...</li> <li>• <b>Hap-py Birth</b>-day dear Jack-<b>y Hap</b>-py Birthday to you!</li> </ul>
	Major 6 <sup>th</sup> (M6): (C to A) (I – VI)	<ul style="list-style-type: none"> <li>• <b>My Bon</b>-nie lies over the ocean...</li> <li>• <i>TWOO</i> - Somewhere over the rainbow, <b>Skies are</b> blue</li> <li>• <i>What a Swell Party This Is</i>: – <b>Have you</b> heard, it's in the stars...</li> <li>• <i>'Adamm's Family' Theme</i> They're creepy and <b>they're coo</b>-ky</li> <li>• <b>It came</b> upon a midnight clear.</li> </ul>
	Minor 7 <sup>th</sup> (m7): (C to Bb) (I – vii)	<ul style="list-style-type: none"> <li>• <i>'Star Trek' Theme</i>: First two notes</li> <li>• <i>'Lost In Space' Theme</i>: First two notes</li> <li>• <i>WSS</i> – <i>Somewhere</i>: <b>There's a</b> place for us, somewhere a place for us</li> </ul>
	Major 7 <sup>th</sup> (M7): (C to B) (I – VII)	<ul style="list-style-type: none"> <li>• <i>The Pajama Game</i>: – The <b>Pa</b>-Ja-ma Game...</li> <li>• <i>South Pacific</i>: – <b>Ba</b>-li High</li> <li>• <i>My Fair Lady</i>: <i>On the street where you live</i> – All at <b>once am</b> I, several stories high</li> </ul>
	OCTAVE: (C to C) (I – VIII)	<ul style="list-style-type: none"> <li>• <i>TWOO</i>: – <b>Some</b>-where Over The Rainbow</li> <li>• <i>WSS</i>: – There's a place for <b>us</b>, <b>somewhere</b> a place for us</li> <li>• <i>TPOTO</i>: – <b>The Phan</b>-tom of the opera is there inside your mind</li> <li>• <b>Hap-py Birth</b>-day dear Jacky Happy Birthday to you!</li> </ul>

# Musical Intervals Learning Guide

Compiled by Ronelle & John Knowles ©2006

## Descending – Going Down

INTERVAL NOTES	INTERVAL NAME	REMINDER SONGS
	Minor 2nd: (Db to C) (ii – I)	<ul style="list-style-type: none"> <li>• <i>Cats!</i> – Mid-<b>night</b>, not a soul in the moonlight</li> <li>• <i>TSOM: 16 going on 17: I am</i> sixteen going on seventeen</li> <li>• <i>Beethoven: Für Elise</i> – first two notes</li> <li>• <b>Ba-na</b>-nas in <b>Py-ja-mas</b> are coming down the stairs.</li> <li>• <i>'Batman' Theme:</i> Na-na- Na-na- Na-na- Na-na,,,<b>BATMAN!</b></li> </ul>
	Major 2nd: (D to C) (II – I)	<ul style="list-style-type: none"> <li>• <i>The Beatles:</i> – <b>Yes-ter</b>-day all my troubles seemed so far away</li> <li>• Hap-py <b>Birth-day</b></li> <li>• <i>Waltzing Matilda:</i> Once a jo-<b>lly swag</b>-man camped by a billabong</li> <li>• <i>'MASH' Theme</i> – <b>Dah dah</b> de dah de dah dah daah...</li> </ul>
	Minor 3rd: (Eb to C) (iii– I)	<ul style="list-style-type: none"> <li>• <i>The Beatles:</i> <b>Hey Jude</b>, don't be afraid</li> <li>• <i>The Star Spangled Banner</i> – <b>Oh oh</b>, say can you see...?</li> <li>• <i>'The Muppet Show' Theme</i> – It's <b>time to</b> play the music</li> <li>• <i>Waltzing Ma-til-da</i></li> </ul>
	Major 3rd: (E to C) (III– I)	<ul style="list-style-type: none"> <li>• <b>Sum-mer</b>-time and the livin' is easy</li> <li>• <b>Swing low</b> sweet chariot, comin' for to carry me home</li> <li>• <i>The Sound of Music (TSOM) Doe a deer:</i> – Doe a deer a <b>fe-male</b> deer</li> <li>• A-ma-<b>zi-ing</b> grace how sweet the sound</li> </ul>
	Perfect 4th: (F to C) (IV– I)	<ul style="list-style-type: none"> <li>• <b>Born free</b> as free as the wind</li> <li>• Aus-<b>tra-lians</b> all let us rejoice</li> <li>• Old Mac-<b>Don-ald</b> had a farm</li> <li>• <i>'The Love Boat' Theme:</i> – The <b>Love Boat</b></li> </ul>
	Augmented 4th / Diminished 5th Tritone: (F# to C) or (Gb to C) (#IV– I) or (v– I)	<ul style="list-style-type: none"> <li>• <i>TSOM: My Favourite Things:</i> These are a few of my fav-our-<b>ite things</b></li> <li>• Sing the F# then in your head, 'hear' the G a semitone up and sing the fifth below aloud. F#'-G'-C, F#'-G'-C, F#'-G'-C, then sing F#-C.</li> </ul>
	Perfect 5th: (G to C) (V– I)	<ul style="list-style-type: none"> <li>• <i>TSOM: Doe a deer:</i> <b>When you</b> know the notes to sing</li> <li>• <i>'Gilligan's Island' Theme:</i> <b>Just sit</b> right back</li> <li>• <i>'The Flintstone's' Theme:</i> <b>Flint-stones</b>, meet the <b>Flint-stones!</b></li> </ul>
	Minor 6th: (Ab to C) (vi– I)	<ul style="list-style-type: none"> <li>• <i>'Love Story' Theme</i> – <b>Where do</b> I be-gin to tell the story</li> <li>• <i>'Aeroplane Jelly' Theme:</i> Aeroplane Jelly for <b>me!....I</b> like it for breakfast...</li> </ul>
	Major 6th: (A to C) (VI– I)	<ul style="list-style-type: none"> <li>• <b>No-bo</b>-dy knows the trouble I've seen</li> <li>• La cuca-ra-<b>cha la</b> cucaracha!</li> <li>• <i>TSOM: 16 going on 17:</i> I-<b>I'll take</b> ca-are of you!</li> </ul>
	Minor 7th: (Bb to C) (vii– I)	<ul style="list-style-type: none"> <li>• <i>TSOM: 16 going on 17:</i> I am six-<b>teen go</b>-ing on seventeen</li> <li>• <i>Cats!: Memory:</i> Let the mem'<b>ry live</b> again</li> </ul>
	Major 7th: (B to C) (VII– I)	<ul style="list-style-type: none"> <li>• <i>I Love You</i> – I <b>love you</b> hums the autumn breeze, <b>I love</b> you echo the hills</li> <li>• Sing the B then in your head, 'hear' the C a semitone up and sing the octave below aloud. B'-C'-C, B'-C'-C, B'-C'-C, then B'-C,</li> <li>• Sing Ba-<b>li High</b> Ba-<b>li High</b> Ba-<b>li High</b> and you will be singing C.-C'-<b>B' C</b>, C'-<b>B' C</b>, C'-B</li> </ul>
	OCTAVE: - (C to C) (VIII – I)	<ul style="list-style-type: none"> <li>• There's <b>no bus</b>'ness like show business</li> </ul>