



THE PROFESSIONAL LEARNING ASSOCIATION

If you see can see the slide and hear music or my voice, you're all set.

All attendees are muted upon entry. Please use the chat feature for comments and questions during the webinar.

The webinar will be recorded and archived in our member resources the Learning Forward [on-demand library](#) of webinars

<https://learningforward.org/learning-opportunities/webinars>

**Welcome!**  
**We will begin shortly**

**AS YOU JOIN...**

Please type into the chat 3 - 5 words you hope educators in your community (now or in the future) would use to describe their professional learning.



THE PROFESSIONAL LEARNING ASSOCIATION

# Webinar

## February 28, 2019

### Taking the Next Step: Implementing Next Generation Professional Learning



**Host:**

Michelle Bowman  
Associate Director, Communities  
@mibowmanpd



**Adam Rubin**  
Founder + Partner  
2Revolutions  
@rubin\_adam



**Meaghan Foster**  
Consultant  
2Revolutions  
@meaghanafoster





THE PROFESSIONAL LEARNING ASSOCIATION

# Webinar

## February 28, 2019

### Panelists



**Elizabeth M. Vincent**

Professional Learning Coordinator  
Clarksville-Montgomery County  
School System  
Clarksville, TN



**Kevin Schuttinger, Ph.D.**

Director of Teaching and Learning  
Prior Lake-Savage Area Schools  
Prior Lake, MN




**PRIOR LAKE-SAVAGE**  
AREA SCHOOLS



# TAKING THE NEXT STEP

IMPLEMENTING NEXT  
GENERATION PROFESSIONAL  
LEARNING





# 2Revolutions

Do What You Love For Good

is a national education design lab that helps imagine, launch, and support innovative learning models and systems

# 2REV'S WORK

Building capacity to transform through customized, integrated supports and deep partnership over time

## TRANSFORM SCHOOLS

Design, prototype and test new approaches

## TRANSFORM SYSTEMS

Nurture the conditions that enable change

## TRANSFORM CAPACITY

Grow individuals and teams for the long haul





# WE VALUE...



**Capacity building** vs training



**Continuum of learning** vs fragmented, incoherent learning



**Application around felt need** vs learning in isolation



# AN INVITATION



A Toolbox for Educators to Transform Practice





# TODAY'S OBJECTIVES



Explore a toolkit of resources from leading national organizations that can support your implementation



Learn from a panel of practitioners implementing innovative models to reimagine professional learning



Set a goal for how you want to transform professional learning in your local context



# TODAY'S AGENDA



1.

**NEXT GEN PD**



2.

**LEARN NEXT**



3.

**ASK THE  
INNOVATOR**



4.

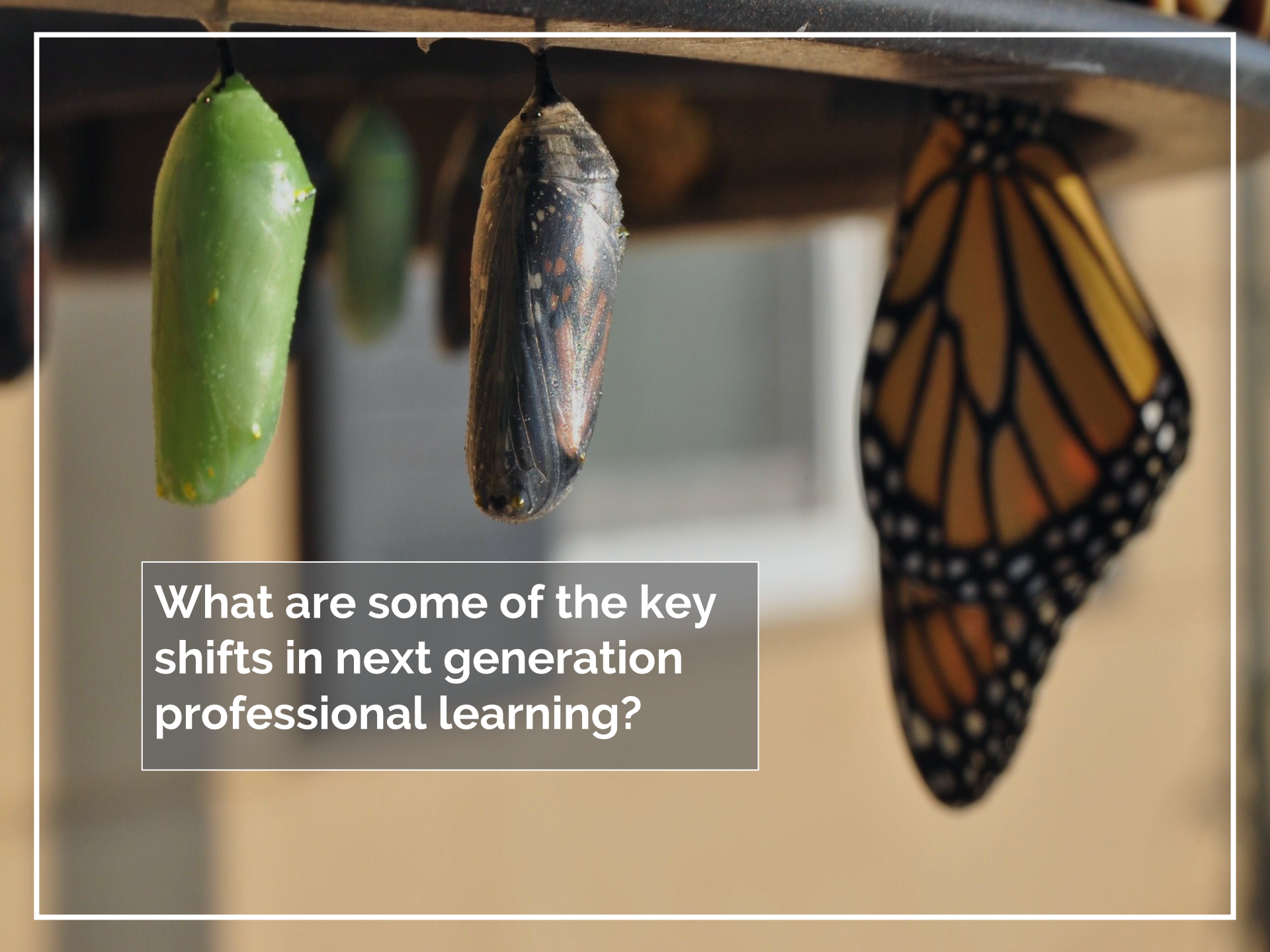
**TAKEAWAYS**



**1.**  
**NEXT GEN PD**

What does it look like?



A close-up photograph of a monarch butterfly's life cycle stages. On the left, a bright green caterpillar hangs from a leaf. In the center, a dark, segmented pupa hangs from a branch. On the right, a monarch butterfly with orange and black wings hangs from a branch. The background is blurred, showing a wooden structure.

**What are some of the key shifts in next generation professional learning?**



# COMPLIANCE TO OWNERSHIP



## FROM

## TO

Centrally Mandated	→	Educator Driven
One Size Fits All	→	Highly Personalized
“Sit and Get” (Passive)	→	Learn by Doing (Active)
One Off Sessions	→	Extended Learning
Removed from Practice	→	Job-Embedded
Isolated	→	Highly Collaborative
Emphasis on Content	→	Emphasis on Process, Mindset, <i>and</i> Content





**POLL: Thinking of your own school or district, which shift feels most high-leverage and relevant?**

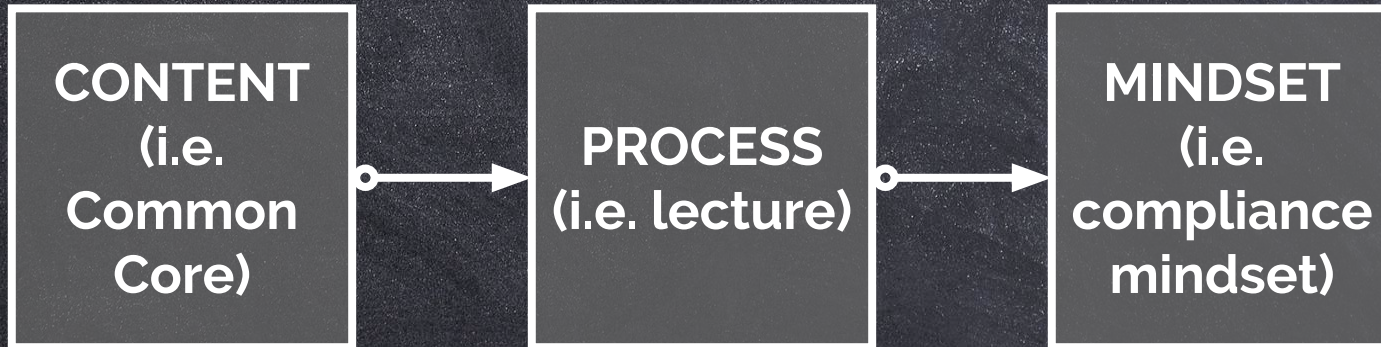
**FROM**

**TO**

Centrally Mandated	→	Educator Driven
One Size Fits All	→	Highly Personalized
“Sit and Get” (Passive)	→	Learn by Doing (Active)
One Off Sessions	→	Extended Learning
Removed from Practice	→	Job-Embedded
Isolated	→	Highly Collaborative
Emphasis on Content	→	Emphasis on Process, Mindset, <i>and</i> Content



# TRADITIONAL PD



Often, PD providers focus on a block of **content** they want educators to learn, use a **process** to impart that content, and that leads to an unintended **mindset**.



# TRANSFORMED PD

A butterfly with dark wings and white spots is perched on a bright yellow flower. The background is a soft, out-of-focus mix of green and blue. Overlaid on this image is a flowchart with three boxes connected by arrows, and a large text box at the bottom.

PROCESS  
(i.e. action  
research  
cycle)

MINDSET  
(i.e. growth  
mindset)

CONTENT  
(i.e. learner  
agency)

What if we instead started with an experiential **process** that activates an intentional **mindset** and leads to deeper understanding of the **content**?



# TRANSFORMED PD

TODAY'S  
PANEL

PROCESS  
(i.e. action  
research  
cycle)

MINDSET  
(i.e. growth  
mindset)

CONTENT  
(i.e. learner  
agency)



What if we instead started with an experiential **process** that activates an intentional **mindset** and leads to deeper understanding of the **content**?



A workshop wall covered in various tools. At the top, several hand planes with wooden handles are mounted on a wooden rack. Below them, a row of chisels with wooden handles is neatly arranged on a wooden rack. To the left, two large hand saws with wooden handles and metal blades are mounted on a wooden board. To the right, a variety of other tools including pliers, screwdrivers, and wrenches are visible. The background is a light-colored wall, and the tools are arranged in a systematic and organized manner.

## 2. LEARN NEXT

What tools can you use to implement next gen professional learning?




# WHAT IS LEARN NEXT?



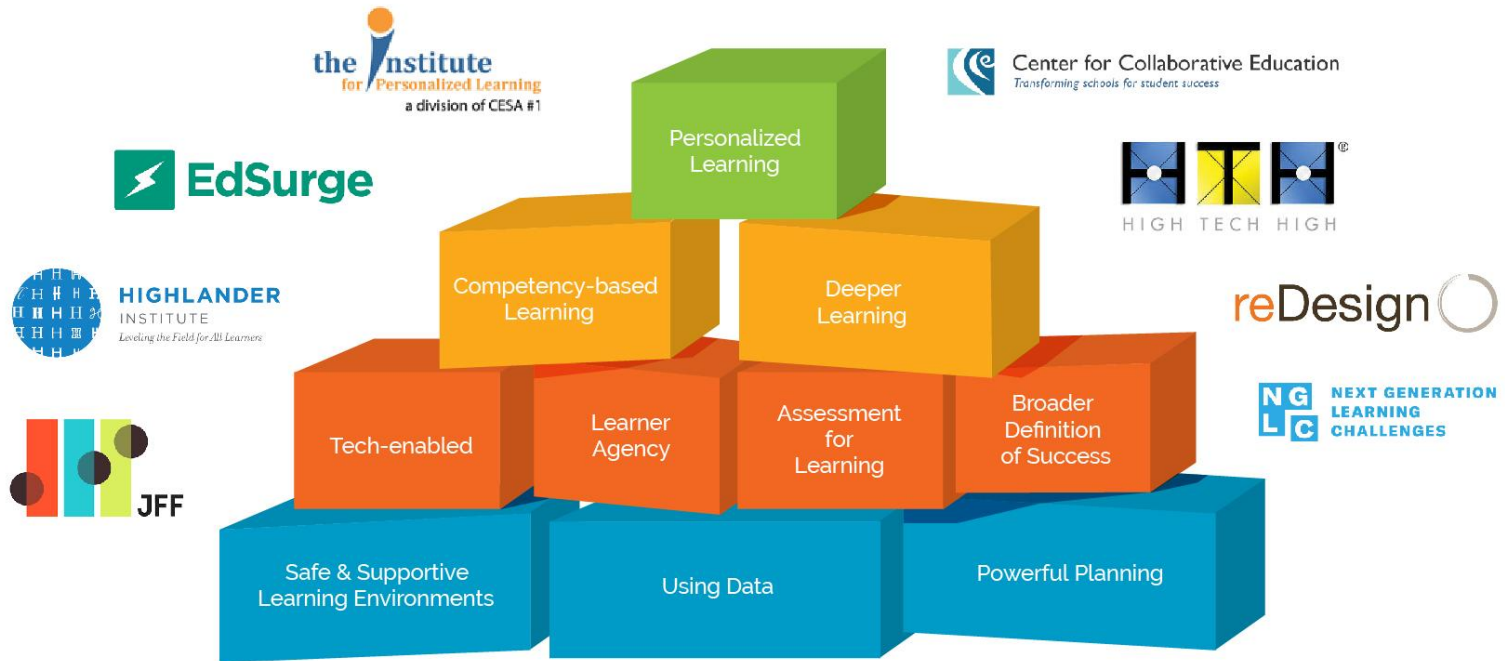
A Toolbox for Educators to Transform Practice

Image Courtesy of Allison Shelley/  
The Verbatim Agency for American  
Education: Images of Teachers and  
Students in Action.





# WHO BUILT IT?



The Learning Accelerator

learningforward  
THE PROFESSIONAL LEARNING ASSOCIATION

Digital Promise  
Accelerating Innovation in Education

2REVOLUTIONS  
Do What You Love. For Good.



# WHAT CAN EDUCATORS LEARN?

The image displays seven educational concept cards arranged in two rows against a workshop background. Each card features a distinct icon and text, with logos for various organizations at the bottom.

- Assessment for Learning:** Green card with a head icon containing gears. Logos: Center for Collaborative Education, 2000volutions.
- Broader Definition of Success:** Blue card with icons of a triangle, handshake, and books. Logos: NGLC, NEXT GENERATION LEARNING CHALLENGE, 2000volutions.
- Competency Based Learning:** Orange card with a backpack icon containing a computer, globe, and pencil. Logos: reDesign, 2000volutions.
- Deeper Learning:** Green card with a flowchart icon. Logos: High Tech High, 2000volutions.
- Learner Agency:** Blue card with a person on a bicycle icon. Logos: 2000volutions, JFF.
- Tech-enabled:** Orange card with a smartphone and globe icon. Logos: HIGHLANDER, 2000volutions, EdSurge.
- Personalized Learning:** Blue card with a wavy line and arrows icon. Logos: the Institute, 2000volutions.



# WHAT'S OUR PHILOSOPHY?

## Design Principles



**1. Learner-driven:** Flexible, Relevant, Active



**2. Personalized:** Personal, Choice-based, Learning-oriented



**3. Competency-based:** Transparent, Differentiated, Improvement-oriented



**4. Tech-enabled:** Debugged, Navigable, Well-designed



**5. Backwards designed:** Coherent, Aligned, Applied



**6. Engaging:** Accessible, Interactive, Thought-provoking, Timely



**7. Supportive:** Clear, Consistent, Multimodal, Scaffolded



# TEACHER




I am a teacher. My district has been moving toward blended learning, and I want to incorporate these practices into my classroom. I'm new to blended learning.



# INSTRUCTIONAL COACH

I head up PD in our central office. Our new strategic plan includes an emphasis on Project Based Learning. We need to build capacity throughout the district to shift classroom practice.







# ROLES




Teacher



Principal




Regional PD  
Provider



Instructional  
Coach



PLC



State DOE

A hand holding a glowing lightbulb against a sunset background. The background is a gradient of orange and red, with a white border around the entire image. The hand is holding the lightbulb, which is glowing with a warm light. The text is overlaid on a dark grey rectangular area in the center of the image.

3.

## ASK THE INNOVATOR

Learn from a panel of practitioners preparing to implement next gen PD



# RETHINK PD

This fall, we asked the field for innovative micro-grant proposals. More than 85 schools, districts and PD providers responded.

Announcing  
**It's Time to Rethink PD,**  
a new microgrant program!





# SPARKING TRANSFORMATION



**HARNESSING TEACHER  
COLLABORATION**  
Clarksville-Montgomery  
County School System (TN)

**STARTING WITH STUDENT  
FEEDBACK**  
Center for Strengthening the  
Teaching Profession (WA)

**COMPETENCY-BASED  
COLLEGE PREP**  
Gwendolyn Brooks College  
Preparatory Academy (IL)

**NEXT GEN TEACHING  
STANDARDS**  
InnovateEDU (NY)

**PODCASTS FOR  
EDUCATORS**  
Northern Kentucky  
Cooperative for Educational  
Services (KY)

**DE-SILOING TEACHING**  
Prior Lake-Savage Area  
Schools (MN)



# CLARKSVILLE-MONTGOMERY COUNTY SCHOOL SYSTEM Clarksville, TN






A woman with long dark hair, wearing a dark blue t-shirt and dark pants, is kneeling on a grassy field. She is holding a black and yellow patterned snake with both hands, showing it to a group of children sitting on the grass in front of her. The children are looking at the snake with various expressions of interest and concern. The background consists of a large green lawn and a dense line of trees under a bright sky. The entire scene is framed by a white border.

**PRIOR LAKE-SAVAGE  
AREA SCHOOLS  
Prior Lake, MN**




# QUESTION 1

PROCESS



MINDSET



CONTENT

How are you using **process** to activate educator **mindsets**, leading to deeper learning of **content**?



A workshop wall covered in various tools. On the left, there are several hand saws with different colored handles (blue, yellow, black) mounted on a wooden board. In the center, there are several yellow-handled pliers and other tools. On the right, there are more pliers and a variety of chisels with wooden handles. Below the tools, there are two electrical outlets on a light blue wall. The overall scene is a well-organized workshop.

## QUESTION 2

Which Learn Next resources are you planning to use, and how will they support your community's professional learning needs?




# QUESTION 3

What will professional learning look like in 5 years, if you are successful?







# 4. TAKEAWAYS

What are you going to do with what you learned?



# HOW TO KEEP LEARNING



Explore the Learn Next free and open resources at <https://getinspired.2revolutions.net/external/signup> (free log-in)



Join the Rethink PD Community of Practice group at <https://getinspired.2revolutions.net/groups/10632> (free log-in)



Follow the Rethink PD grantees' stories via @2Revolutions and #LearnNext







# ANY QUESTIONS?

Please feel free to reach out to  
[adam@2revolutions.net](mailto:adam@2revolutions.net) or  
[meaghan@2revolutions.net](mailto:meaghan@2revolutions.net)!







THE PROFESSIONAL LEARNING ASSOCIATION

## Upcoming Webinar

**Wednesday, March 6, 2pm CT / 3pm ET**

Hearing from Districts:

Measuring the Impact of Professional Learning

<https://learningforward.org/learning-opportunities/webinars>